
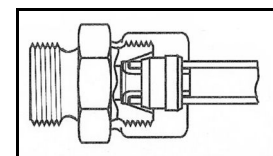

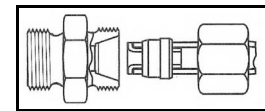
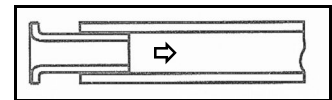


## Compression Fittings

### Assembly Instructions

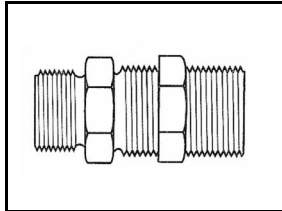
- Firstly ensure the nylon tube is cut square.
- Push the tube insert lightly into the tubing , avoiding any damage to the internal surface.
- The tube insert must be fully pushed in, until the shoulder is firmly flat against the end of the tube.
- Remove the nut and olive from the fitting, and then slide nut, followed by olive over the tubing, ensuring the seat face has been reached.
- Push nut and olive firmly against the fitting. Screw nut on until finger tight.
- Using the correct size spanner, tighten another 1 3/4 turns.
- Now release the nut from the fitting to inspect that the olive has in fact penetrated the tube and created a visible seal.
- Re-assembly can now take place as normal.



**CAUTION: DO NOT OVERTIGHTEN, AS THIS CAN CAUSE SEVERE DAMAGE TO ALL COMPONENTS, ESPECIALLY THE TUBING.**

## Compression Fittings

### Bulkhead Adaptors

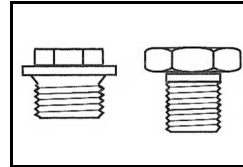


Part Ref	Thread Size	Thread Size
BA1212Z	M12 x 1.5	M12 x 1.5
BA1414Z	M14 x 1.5	M14 x 1.5
BA1422Z	M14 x 1.5	M22 x 1.5
BA1616Z	M16 x 1.5	M16 x 1.5
BA1618Z	M16 x 1.5	M18 x 1.5
BA1622Z	M16 x 1.5	M22 x 1.5
BA1818Z	M18 x 1.5	M18 x 1.5
BA2222Z	M22 x 1.5	M22 x 1.5
BA2218Z	M22 x 1.5	M18 x 1.5
BA2250Z	M22 x 1.5	1/2"

Bulkhead adaptors as above C/W olive cut out (Tube Ended)

Part Ref	Thread	Tube od	Thread	Tube od
BAT12	M12	6 mm	M12	6 mm
BAT14	M14	8 mm	M14	8 mm
BAT16	M16	10 mm	M16	10 mm
BAT18	M18	12 mm	M18	12 mm
BAT22	M22	15 mm	M22	15 mm
BAT22/16	M22	16 mm	M22	16 mm
BAT2626	M26	18 mm	M26	18 mm

### Blanking Plugs (Steel)



Part Ref	Thread Size
BP10	M10 x 1
BP12	M12 x 1.5
BP14	M14 x 1.5
BP16	M16 x 1.5
BP18	M18 x 1.5
BP22	M22 x 1.5
BP26	M26 x 1.5

As above  
C/W Thrust & 'o' Ring



Part Ref	Thread Size
BP10T	M10 x 1
BP12T	M12 x 1.5
BP14T	M14 x 1.5
BP16T	M16 x 1.5
BP18T	M18 x 1.5
BP22T	M22 x 1.5
BP26T	M26 x 1.5

### Blanking Plugs (Brass)

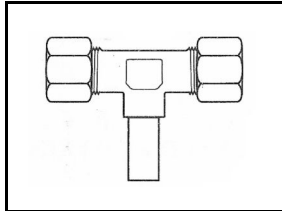
C/W 'O' RING



Part Ref	Thread Size
BP12B	M12 x 1.5
BP16B	M16 x 1.5
BP22B	M22 x 1.5
BP26B	M26 x 1.5

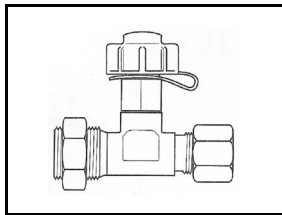
## Compression Fittings

### Branch Stem Tee



Part Ref	Tube OD	Stem OD
BST6Z	6 mm	6 mm
BST8Z	8 mm	8 mm
BST10Z	10 mm	10 mm
BST12Z	12 mm	12 mm
BST15Z	15 mm	15 mm
BST18Z	18 mm	18 mm

### Bulkhead Test Point Tee



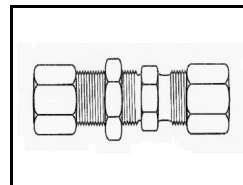
Part Ref	Thread Size	Tube OD
BTP812Z	M12 x 1.5	8 mm
BTP1012Z	M12 x 1.5	10 mm
BTP1016Z	M16 x 1.5	10 mm
BTP1216Z	M16 x 1.5	12 mm
BTP1022Z	M22 x 1.5	10 mm
BTP1222Z	M22 x 1.5	12 mm
BTP1522Z	M22 x 1.5	15 mm

### Drain Tap



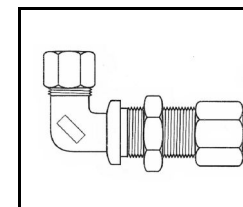
Part Ref	Thread Size
DT2	1/4"

### Equal Bulkhead Coupling



Part Ref	Tube OD
EBC6Z	6 mm
EBC8Z	8 mm
EBC10Z	10 mm
EBC12Z	12 mm
EBC15Z	15 mm
EBC16Z	16 mm
EBC18Z	18 mm

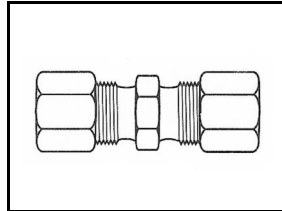
### Equal Bulkhead Elbow



Part Ref	Tube OD
EBE6Z	6 mm
EBE8Z	8 mm
EBE10Z	10 mm
EBE12Z	12 mm
EBE15Z	15 mm
EBE16Z	16 mm
EBE18Z	18 mm

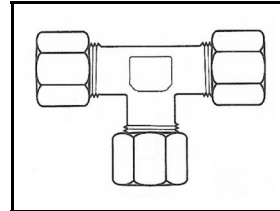
## Compression Fittings

### Equal Connector



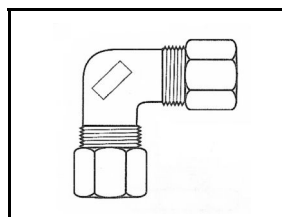
Part Ref	Tube OD	Tube OD
EC6Z	6 mm	6 mm
EC8Z	8 mm	8 mm
EC10Z	10 mm	10 mm
EC12Z	12 mm	12 mm
EC15Z	15 mm	15 mm
EC16Z	16 mm	16 mm
EC18Z	18 mm	18 mm
EC20Z	20 mm	20 mm
EC22Z	22 mm	22 mm

### Equal Tee



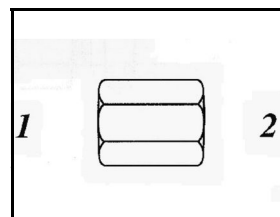
Part Ref	Tube OD	Tube OD	Tube OD
ET6Z	6 mm	6 mm	6 mm
ET8Z	8 mm	8 mm	8 mm
ET10Z	10 mm	10 mm	10 mm
ET12Z	12 mm	12 mm	12 mm
ET15Z	15 mm	15 mm	15 mm
ET16Z	16 mm	16 mm	16 mm
ET18Z	18 mm	18 mm	18 mm
ET20Z	20 mm	20 mm	20 mm
ET22Z	22 mm	22 mm	22 mm

### Equal 90° Elbow



Part Ref	Tube OD	Tube OD
EE6Z	6 mm	6 mm
EE8Z	8 mm	8 mm
EE10Z	10 mm	10 mm
EE12Z	12 mm	12 mm
EE15Z	15 mm	15 mm
EE16Z	16 mm	16 mm
EE18Z	18 mm	18 mm
EE22Z	22 mm	22 mm

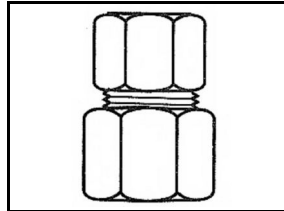
### Female Adaptor



Part Ref	Tread Size 1	Thread Size 2
FFA1612Z	M16 x 1.5	M12 x 1.5
FFA16Z	M16 x 1.5	M16 x 1.5
FFA22Z	M22 x 1.5	M22 x 1.5
FFA226Z	M22 x 1.5	3/8"
FFA227Z	M22 x 1.5	1/2"
FFA2216Z	M22 x 1.5	M16 x 1.5
FFA2218Z	M22 x 1.5	M18 x 1.5

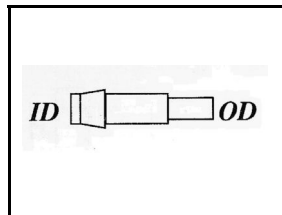
## Compression Fittings

### Female Stud Couplings



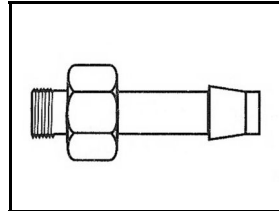
Part Ref	Female Thread	Tube OD
FSC128Z	M12 x 1.5	8 mm
FSC1410Z	M14 x 1.5	10 mm
FSC168Z	M16 x 1.5	8 mm
FSC1610Z	M16 x 1.5	10 mm
FSC1612Z	M16 x 1.5	12 mm
FSC226Z	M22 x 1.5	6 mm
FSC228Z	M22 x 1.5	8 mm
FSC2210Z	M22 x 1.5	10 mm
FSC2212Z	M22 x 1.5	12 mm
FSC2215Z	M22 x 1.5	15 mm
FSC2216Z	M22 x 1.5	16 mm
FSC2218Z	M22 x 1.5	18 mm

### Hosetail Stems



Part Ref	Tube OD	Tube ID
HS106Z	10 mm	3/8"
HS1011Z	10 mm	11 mm
HS1013Z	10 mm	13 mm
HS1211Z	12 mm	11 mm
HS1213Z	12 mm	13 mm

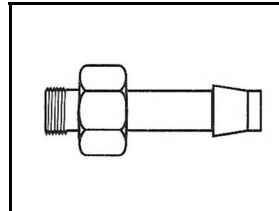
### Fixed Hosetails (Steel)



Part Ref	Thread Size	Tube ID
HTS166Z	M16 x 1.5	3/8"
HTS1611Z	M16 x 1.5	11 mm
HTS1613Z	M16 x 1.5	13 mm
HTS2211Z	M22 x 1.5	11 mm
HTS2213Z	M22 x 1.5	13 mm

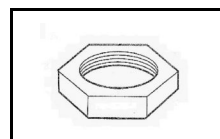
### Fixed Hosetails (Brass)

C/W 'O' Ring



Part Ref	Tread Size	Tube ID
HTS1613B	M16 x 1.5	13 mm
HTS2213B	M22 x 1.5	13 mm

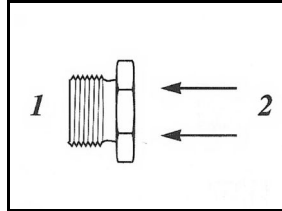
### Locking Nuts



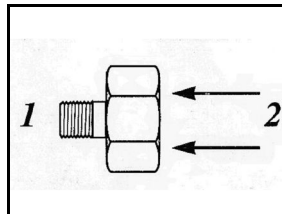
Part Ref	Tread Size
LN12Z	M12 x 1.5
LN14Z	M14 x 1.5
LN16Z	M16 x 1.5
LN18Z	M18 x 1.5
LN22Z	M22 x 1.5
LN26Z	M26 x 1.5

## Compression Fittings

### Male Female Adaptors (Steel)



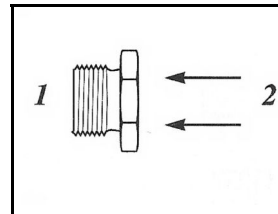
Part Ref	Thread Size 1	Thread Size 2
MFA1610	M16 x 1.5	M10 x 1
MFA1612	M16 x 1.5	M12 x 1.5
MFA222	M22 x 1.5	1/8"
MFA224	M22 x 1.5	1/4"
MFA226	M22 x 1.5	3/8"
MFA2212	M22 x 1.5	M12 x 1.5
MFA2214	M22 x 1.5	M14 x 1.5
MFA2216	M22 x 1.5	M16 x 1.5



Part Ref	Thread Size 1	Thread Size 2
MFA46	1/4"	3/8"
MFA412	1/4"	M12 x 1.5
MFA416	1/4"	M16 x 1.5
MFA422	1/4"	M22 x 1.5
MFA616	3/8"	M16 x 1.5
MFA622	3/8"	M22 x 1.5
MFA716	1/2"	M16 x 1.5
MFA718	1/2"	M18 x 1.5
MFA722	1/2"	M22 x 1.5

Part Ref	Thread Size 1	Thread Size 2
MFA1216	M12 x 1.5	M16 x 1.5
MFA1222	M12 x 1.5	M22 x 1.5
MFA1416	M14 x 1.5	M16 x 1.5
MFA1422	M14 x 1.5	M22 x 1.5
MFA164	M16 x 1.5	1/4"
MFA166	M16 x 1.5	3/8"
MFA167	M16 x 1.5	1/2"
MFA1616	M16 x 1.5	M16 x 1.5
MFA1622	M16 x 1.5	M22 x 1.5
MFA227	M22 x 1.5	1/2"
MFA2218	M22 x 1.5	M18 x 1.5
MFA2622	M26 x 1.5	M22 x 1.5

### Male Female Adaptor (Brass)



Part Ref	Thread Size 1	Thread Size 2
MFA224B	M22 x 1.5	1/4"
MFA2212B	M22 x 1.5	M12 x 1.5
MFA2216B	M22 x 1.5	M16 x 1.5
MFA2622B	M26 x 1.5	M22 x 1.5

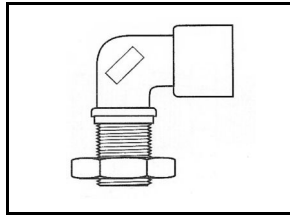
Brass Male Female Adaptors come complete with a built in 'O' Ring

If you require a Steel part complete with a Thrust & 'O' Ring on the male metric side please add a T to the end of the part:

eg: MFA2216 becomes MFA2216T

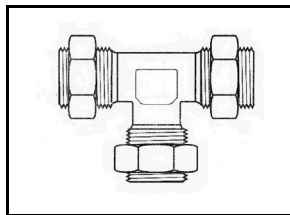
## Compression Fittings

### Male Female 90° Elbow



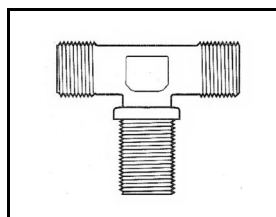
Part Ref	Male Thread	Female Thread
MFE1616Z	M16 x 1.5	M16 x 1.5
MFE2222Z	M22 x 1.5	M22 x 1.5

### Male Locking Tee



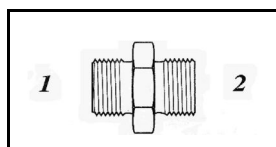
Part Ref	Thread	Thread	Thread
MLT22Z	M22x1.5	M22x1.5	M22x1.5

### Male Bulkhead Tee



Part Ref	Thread	Thread	Thread
MBT22Z	M22x1.5	M22x1.5	M22x1.5

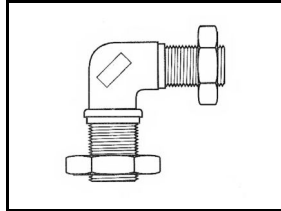
### Male Male Adaptors



Part Ref	Thread Size 1	Thread Size 2
MMA212Z	1/8"	M12 x 1.5
MMA214Z	1/8"	M14 x 1.5
MMA216Z	1/8"	M16 x 1.5
MMA412Z	1/4"	M12 x 1.5
MMA414Z	1/4"	M14 x 1.5
MMA416Z	1/4"	M16 x 1.5
MMA616Z	3/8"	M16 x 1.5
MMA618Z	3/8"	M18 x 1.5
MMA718Z	1/2"	M18 x 1.5
MMA722Z	1/2"	M22 x 1.5
MMA1012Z	M10 x 1	M12 x 1.5
MMA1014Z	M10 x 1	M14 x 1.5
MMA1016Z	M10 x 1	M16 x 1.5
MMA1212Z	M12 x 1.5	M12 x 1.5
MMA1214Z	M12 x 1.5	M14 x 1.5
MMA1216Z	M12 x 1.5	M16 x 1.5
MMA1218Z	M12 x 1.5	M18 x 1.5
MMA1222Z	M12 x 1.5	M22 x 1.5
MMA1412Z	M14 x 1.5	M12 x 1.5
MMA1414Z	M14 x 1.5	M14 x 1.5
MMA1416Z	M14 x 1.5	M16 x 1.5
MMA1418Z	M14 x 1.5	M18 x 1.5
MMA1422Z	M14 x 1.5	M22 x 1.5
MMA1612Z	M16 x 1.5	M12 x 1.5
MMA1614Z	M16 x 1.5	M14 x 1.5
MMA1616Z	M16 x 1.5	M16 x 1.5
MMA1618Z	M16 x 1.5	M18 x 1.5
MMA1622Z	M16 x 1.5	M22 x 1.5
MMA2212Z	M22 x 1.5	M12 x 1.5
MMA2214Z	M22 x 1.5	M14 x 1.5
MMA2216Z	M22 x 1.5	M16 x 1.5
MMA2218Z	M22 x 1.5	M18 x 1.5
MMA2222Z	M22 x 1.5	M22 x 1.5
MMA2226Z	M22 x 1.5	M26 x 1.5

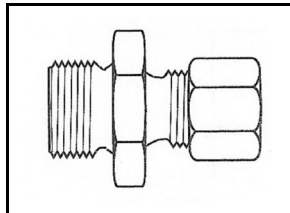
## Compression Fittings

### Male Female Adaptors (Steel)



Part Ref	Thread Size 1	Thread Size 2
MME1616Z	M16 x 1.5	M16 x 1.5
MME1622Z	M16 x 1.5	M22 x 1.5
MME2222Z	M22 x 1.5	M22 x 1.5

### Male Stud Couplings



Part Ref	Thread Size	Tube OD
MSC26Z	1/8"	6 mm
MSC28Z	1/8"	8 mm
MSC210Z	1/8"	10 mm
MSC46Z	1/4"	6 mm
MSC48Z	1/4"	8 mm
MSC410Z	1/4"	10 mm
MSC412Z	1/4"	12 mm
MSC610Z	3/8"	10 mm
MSC612Z	3/8"	12 mm
MSC812Z	1/2"	12 mm
MSC815Z	1/2"	15 mm
MSC106Z	M10 x 1	6 mm
MSC108Z	M10 x 1	8 mm
MSC1010Z	M10 x 1	10 mm

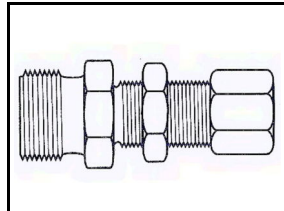
Part Ref	Thread Size 1	Thread Size 2
MSC126Z	M12 x 1.5	6 mm
MSC128Z	M12 x 1.5	8 mm
MSC1210Z	M12 x 1.5	10 mm
MSC1212Z	M12 x 1.5	12 mm
MSC146Z	M14 x 1.5	6 mm
MSC148Z	M14 x 1.5	8 mm
MSC1410Z	M14 x 1.5	10 mm
MSC1412Z	M14 x 1.5	12 mm
MSC1415Z	M14 x 1.5	15 mm
MSC166Z	M16 x 1.5	6 mm
MSC168Z	M16 x 1.5	8 mm
MSC1610Z	M16 x 1.5	10 mm
MSC1612Z	M16 x 1.5	12 mm
MSC1615Z	M16 x 1.5	15 mm
MSC1616Z	M16 x 1.5	16 mm
MSC226Z	M22 x 1.5	6 mm
MSC228Z	M22 x 1.5	8 mm
MSC2210Z	M22 x 1.5	10 mm
MSC2212Z	M22 x 1.5	12 mm
MSC2215Z	M22 x 1.5	15 mm
MSC2216Z	M22 x 1.5	16 mm
MSC2218Z	M22 x 1.5	18 mm

If you require a Part Number from the MSC range complete with a Thrust & 'O' Ring, add a T to the end of the Part Number:

eg: MSC1610Z becomes MSC1610ZT

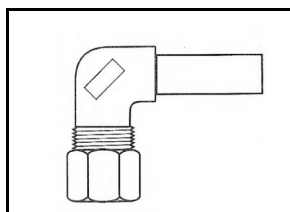
## Compression Fittings

### Stud Bulkhead Couplings



Part Ref	Thread Size	Tube OD
SBC126Z	M12 x 1.5	6 mm
SBC168Z	M16 x 1.5	8 mm
SBC1610Z	M16 x 1.5	10 mm
SBC1612Z	M16 x 1.5	12 mm
SBC86Z	1/2"	3/8"
SBC88Z	1/2"	1/2"
SBC228Z	M22 x 1.5	8 mm
SBC2210Z	M22 x 1.5	10 mm
SBC2212Z	M22 x 1.5	12 mm
SBC2215Z	M22 x 1.5	15 mm
SBC2216Z	M22 x 1.5	16 mm
SBC2218Z	M22 x 1.5	18 mm

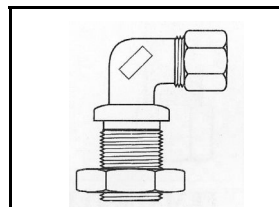
### Stem 90° Elbows



Part Ref	Tube OD	Stem OD
SE6Z	6 mm	6 mm
SE8Z	8 mm	8 mm
SE10Z	10 mm	10 mm
SE12Z	12 mm	12 mm
SE15Z	15 mm	15 mm

Part Ref	Thread Size	Tube OD
SE16Z	16 mm	16 mm
SE18Z	18 mm	18 mm

### Stud 90° Elbow



Part Ref	Thread Size	Tube OD
SE210Z	1/8"	10 mm
SE410Z	1/4"	10 mm
SE610Z	3/8"	10 mm
SE128Z	M12 x 1.5	8 mm
SE1210Z	M12 x 1.5	10 mm
SE148Z	M14 x 1.5	8 mm
SE1410Z	M14 x 1.5	10 mm
SE168Z	M16 x 1.5	8 mm
SE1610Z	M16 x 1.5	10 mm
SE1612Z	M16 x 1.5	12 mm
SE1615Z	M16 x 1.5	15 mm
SE228Z	M22 x 1.5	8 mm
SE2210Z	M22 x 1.5	10 mm
SE2212Z	M22 x 1.5	12 mm
SE2215Z	M22 x 1.5	15 mm
SE2216Z	M22 x 1.5	16 mm
SE2218Z	M22 x 1.5	18 mm

## Compression Fittings

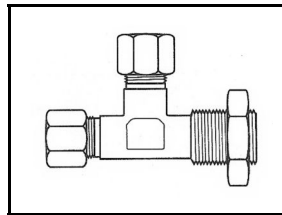
### Shut Off Taps



Part Ref	Thread Size	Thread Size
SOT4	1/4"	1/4"
SOT6	3/8"	3/8"
SOT8	1/2"	1/2"
SOT8Y	1/2"	1/2"

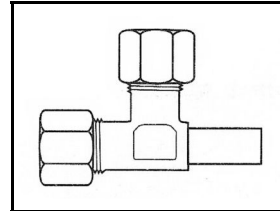
SOT4/6/8 ARE RED  
HANDLED  
SOT8Y YELLOW HANDLED (GAS)

### Stud Run Tees



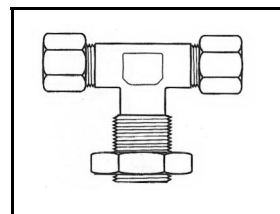
Part Ref	Thread Size	Tube OD
SRT128Z	M12 x 1.5	8 mm
SRT1210Z	M12 x 1.5	10 mm
SRT1212Z	M12 x 1.5	12 mm
SRT168Z	M16 x 1.5	8 mm
SRT1610Z	M16 x 1.5	10 mm
SRT1612Z	M16 x 1.5	12 mm
SRT228Z	M22 x 1.5	8 mm
SRT2210Z	M22 x 1.5	10 mm

### Equal Tee



Part Ref	Tube OD	Stem OD
SST6Z	6 mm	6 mm
SST8Z	8 mm	8 mm
SST10Z	10 mm	10 mm
SST12Z	12 mm	12 mm
SST15Z	15 mm	15 mm

### Side Tees

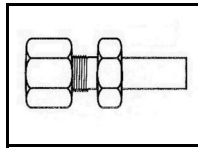


Part Ref	Tread Size	Tube OD
ST1010Z	M10 x 1.5	10 mm
ST126Z	M12 x 1.5	6 mm
ST128Z	M12 x 1.5	8 mm
ST1210Z	M12 x 1.5	10 mm
ST168Z	M16 x 1.5	8 mm
ST1610Z	M16 x 1.5	10 mm
ST1612Z	M16 x 1.5	12 mm
ST226Z	M22 x 1.5	6 mm
ST228Z	M22 x 1.5	8 mm
ST2210Z	M22 x 1.5	10 mm
ST2212Z	M22 x 1.5	12 mm
ST2215Z	M22 x 1.5	15 mm

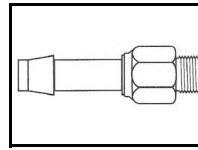
## Compression Fittings



**Stem Tube Reducer**



Part Ref	Tube OD	Stem OD
STR86Z	8 mm	6 mm
STR106Z	10 mm	6 mm
STR108Z	10 mm	8 mm
STR126Z	12 mm	6 mm
STR128Z	12 mm	8 mm
STR1210Z	12 mm	10 mm
STR1510Z	15 mm	10 mm



**Swivel Hosetails**

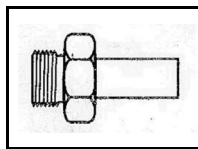


(Male Thread)

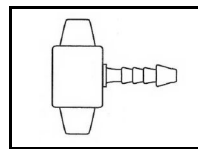
Part Ref	Male Thread	Tube ID
SWHT46Z	1/4"	3/8"
SWHT166Z	M16 x 1.5	3/8"
SWHT168Z	M16 x 1.5	1/2"
SWHT1613Z	M16 x 1.5	13 mm
SWHT228Z	M22 x 1.5	1/2"
SWHT2213Z	M22 x 1.5	13 mm



**Stem Studs**



Part Ref	Male Thread	Stem OD
STS1610Z	M16 x 1.5	10 mm
STS1612Z	M16 x 1.5	12 mm
STS2210Z	M22 x 1.5	10 mm
STS2212Z	M22 x 1.5	12 mm



**Test Point Adaptors**

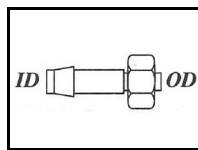


(TPA2 & TPA3 have a knurled barrel)

Part Ref	Thread	Tube ID
TPA1	M16 x 1.5	3/16" - 5 mm
TPA2	M16 x 1.5	1/4" - 7 mm
TPA3	M16 x 1.5	3/8" - 10 mm

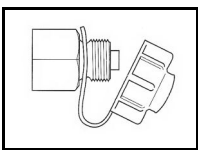


**Hosetails**



(Swivel Female Nut)

Part Ref	Thread	Tube OD	Hose ID
SWH106Z	M16 x 1.5	10 mm	3/8"
SWH109Z	M16 x 1.5	10 mm	9 mm
SWH1011Z	M16 x 1.5	10 mm	11 mm
SWH1013Z	M16 x 1.5	10 mm	13 mm
SWH1213Z	M18 x 1.5	12 mm	13 mm



**Test Point**

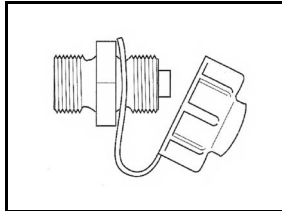


(Female Test Points)

Part Ref	Female Thread	Male Thread
TPF12	M12 x 1.5	M16 x 1.5
TPF14	M14 x 1.5	M16 x 1.5
TPF16	M16 x 1.5	M16 x 1.5
TPF18	M18 x 1.5	M16 x 1.5
TPF22	M22 x 1.5	M16 x 1.5

## Compression Fittings

### Male Test Points



Part Ref	Thread Size	Thread Size
TPM12T	M12 x 1.5	M16 x 1.5
TPM14	M14 x 1.5	M16 x 1.5
TPM16T	M16 x 1.5	M16 x 1.5
TPM22T	M22 x 1.5	M16 x 1.5
TPM25	1/4"	M16 x 1.5

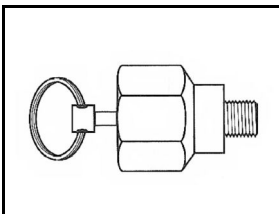
Part Number with a 'T' at the end comes complete with seal

### Tilt Taps

(C/W Pull Ring)



Part Ref	Thread Size
TT3T	M22 x 1.5



Above Part Number comes complete with seal

### Tilt Taps



Part Ref	Thread Size
TT4	M22 x 1.5

Part Number without Pull Ring

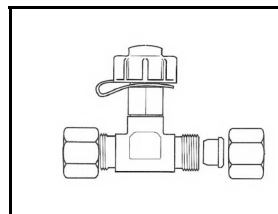
### Tilt Taps



Part Ref	Thread Size
TTC3	M22 x 1.5

Part Number complete with 6ft Stainless Steel Cable

### Tee Test Points



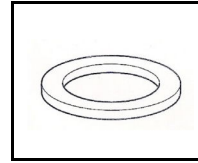
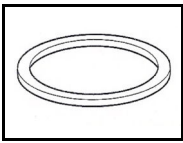
Part Ref	Tube OD	Tube OD
TTP8	8 mm	8 mm
TTP10	10 mm	10 mm
TTP12	12 mm	12 mm
TTP15	15 mm	15 mm

## Compression Fittings

### Aluminium Sealing Ring



Part Ref	Thread Size
AL10	M10 x 1
AL12	M12 x 1.5
AL14	M14 x 1.5
AL16	M16 x 1.5
AL22	M22 x 1.5
AL26	M26 x 1.5




**Fibre  
Seals**

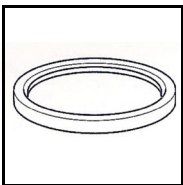


Part Ref	Tube OD	ID	OD
FS1219	15 mm	12 mm	19 mm
FS1420	16 mm	14 mm	20 mm

### Bonding Seals



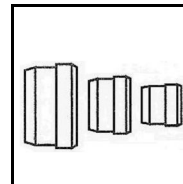
Part Ref	Thread Size
Imperial sizes available upon request	
BS10	M10 x 1
BS12	M12 x 1.5
BS14	M14 x 1.5
BS16	M16 x 1.5
BS18	M18 x 1.5
BS22	M22 x 1.5
BS26	M26 x 1.5



### Olives (Cutting Rings)



**(Brass)**

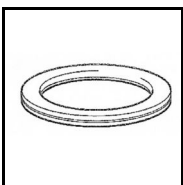


Part Ref	Tube OD
O6B	6 mm
O8B	8 mm
O9B	9 mm
O10B	10 mm
O12B	12 mm
O15B	15 mm
O16B	16 mm
O18B	18 mm
O20B	20 mm

### Copper Sealing Rings



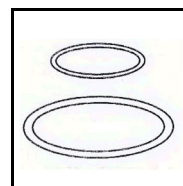
Part Ref	Thread Size
CRI1	1/8"
CR6	M6 x 1
CR8	M8 x 1
CR10	M10 x 1
CR12	M12 x 1.5
CR14	M14 x 1.5
CR16	M16 x 1.5
CR18	M18 x 1.5
CR20	M20 x 1.5
CR22	M22 x 1.5
CR26	M26 x 1.5
CR32	M32 x 1.5



### 'O' Rings



Part Ref	Thread Size
OR10	M10 x 1
OR12	M12 x 1.5
OR14	M14 x 1.5
OR16	M16 x 1.5
OR18	M18 x 1.5
OR22	M22 x 1.5
OR26	M26 x 1.5



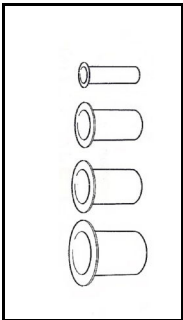
Used with 'TR' Range on following page

## Compression Fittings

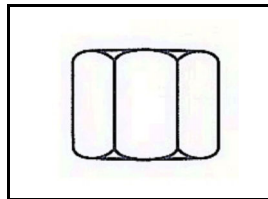
### Tube Inserts (Metric)



Part Ref	Tube ID
TI4	4 mm
TI6	6 mm
TI7	7 mm
TI7.5	7.5 mm
TI8	8 mm
TI9	9 mm
TI10	10 mm
TI11	11 mm
TI12	12 mm
TI14	14 mm



### Tube Nuts

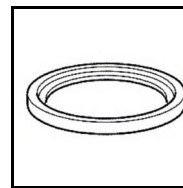


Part Ref	Thread Size	Tube OD
TN4Z	M10 x 1	4 mm
TN6Z	M12 x 1.5	6 mm
TN8Z	M14 x 1.5	8 mm
TN9Z	M14 x 1.5	9 mm
TN10Z	M16 x 1.5	10 mm
TN12Z	M18 x 1.5	12 mm
TN15Z	M22 x 1.5	15 mm
TN16Z	M22 x 1.5	16 mm
TN18Z	M26 x 1.5	18 mm
TN20Z	M30 x 2	20 mm
TN22Z	M30 x 2	22 mm

### Tube Inserts (Imperial)

Part Ref	Tube OD	Tube ID
TI14	1/4"	.170
TI15	5/16"	.212
TI16	3/8"	.265
TI18	1/2"	.375

### Thrust Rings



Part Ref	Thread Size
TR10	M10 x 1
TR12	M12 x 1.5
TR14	M14 x 1.5
TR16	M16 x 1.5
TR18	M18 x 1.5
TR22	M22 x 1.5
TR26	M26 x 1.5

Thrust Rings and 'O' Rings are used in conjunction with each other, resulting in a sealed connection



'O' Ring must sit in recess

Thrust & 'O' Ring

Thrust and 'O' rings are also supplied in mixed packs of ten using a combined Part Number.

For example a packet with both ten TR16 and ten OR16, the Part Number would be: TROR16

## ASSORTED DISPLAY BOXES

### Part Ref: ABCS1



#### Compression Equal Connectors

Contents Includes:

EC6Z x 3 (6 mm)	EC12X x 2 (12 mm)	EC18Z x 1 (18 MM)
EC8Z x 3 (8 mm)	EC15Z x 1 (15 mm)	
EC10Z x 3 (10 mm)	EC16Z x 1 (16 mm)	

### Part Ref: TRA1



#### Thrust & 'O' Rings

Contents Includes:

TR10 x 25 (10 mm)	TR14 x 25 (14 mm)	TR22 x 25 (22 mm)
OR10 x 25 (10 mm)	OR14 x 25 (14 mm)	OR22 x 25 (22 mm)
TR12 x 25 (12 mm)	TR16 x 25 (16 mm)	
OR12 x 25 (12 mm)	OR16 x 25 (16 mm)	

### Part Ref: OLA1



#### Olives (Cutting Rings)

Contents Includes:

O6B x 20 (6 mm)	O12B x 20 (12 mm)	O18B x 10 (18 mm)
O8B x 20 (8 mm)	O15B x 10 (15 mm)	
O10B x 20 (10 mm)	O16B x 10 (16 mm)	

### Part Ref: TIA1



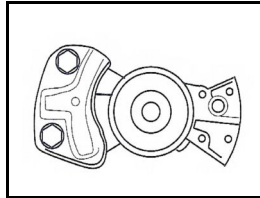
#### Tube Inserts

Contents Includes:

TI4 x 25 (4 mm)	TI8 x 25 (8 mm)	TI12 x 10 (12 mm)
TI6 x 25 (6 mm)	TI9 x 25 (9 mm)	TI14 x 10 (14 mm)
TI7 x 25 (7 mm)	TI10 x 10 (10 mm)	
TI7.5 x 25 (7.5 mm)	TI11 x 10 (11 mm)	

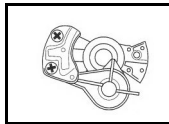

## Palms & Valves

### Palm Coupling (Universal)



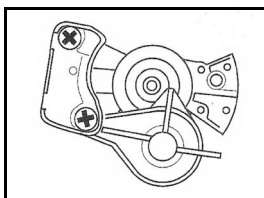
Part Ref	Thread Size
PALM7	1/2" BSP
PALM16	M16 x 1.5
PALM22	M22 x 1.5

### Palm Coupling (Operating)



Part Ref	Thread Size
PALM7R	1/2" BSP
PALM7Y	1/2" BSP
PALM16R	M16 x 1.5
PALM16Y	M16 x 1.5
PALM22R	M22 x 1.5
PALM22Y	M22 x 1.5

### Palm Coupling (Auto Self Seal)



Part Ref	Thread Size
PALM16RA	M16 x 1.5
PALM16YA	M16 x 1.5
PALM22RA	M22 x 1.5
PALM22YA	M22 x 1.5

### In Line Filters



Part Ref	Thread Size
ILF22	M22 x 1.5

### Park Valve



Part Ref	Thread Size
PV16	M16 x 1.5

### Shunt Valve



Part Ref	Thread Size
SV16	M16 x 1.5

### Double Check Valve



Part Ref	Thread Size
DCV	M16 x 1.5